




# 180° UTP Keystone Jack Instruction



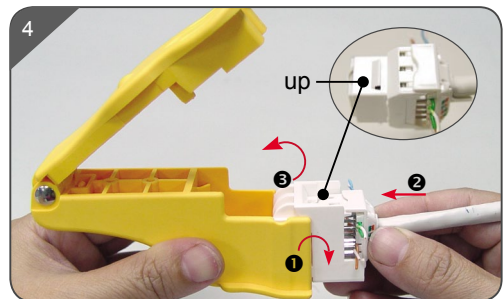
- Strip the outer plastic jacket 60 mm lengths.  
Retain blue/brown pairs about 60mm (long pairs).  
Retain orange/green pairs about 45mm.




- Pill long pairs (blue/brown) first, and pill orange/green pairs.  
*Note: 4 pairs must follow the wires instruction, no interlacing.*




- Arrange the wires according to the color code and tuck down the wires into groove.




- 1. Turn over the white holder.  
2. Place housing in the holder.  
3. Pull up.



- Clamp down.



- Cut off redundant wires edgeways.



- Fasten cable, cut off surplus tie after.



- Complete termination.

