



■ For 4-pair and low-pair CW cables, Strip cable jacket approx 40mm.




■ Insert cable tie through slot or around rear tie-wrap bar.




■ Fasten cable tie taking care not to overtighten and cut off surplus tie.




■ Arrange the wires according to the color code.



■ Use LSA tool to terminate & cut conductors.



■ Two x 3-pair termination.



■ Four x 3-pair termination.



■ View from of front.

■ Additional: Attach the supplied earth conductor to the rack frame ensuring continuity according to local and any PBX requirement.

