




0.5U Low Profile Patch Panel Installation Instruction




- Strip cable jacket approx. 50mm.




- Fasten cable tie around bar taking care not to overtighten.




- Cut off surplus tie.



- Arrange the wires according to the color code.



- Use LSA tool to terminate & cut the conductors.



- Completed termination.

